

© JERRY TURNER & ASSOCIATES, INC. THIS DOCUMENT IS THE PROPERTY OF JERRY TURNER & ASSOCIATES. ALL RIGHTS ARE RESERVED AND ANY POSSESSION, REPRODUCTION, OR OTHER USE OF THIS DOCUMENT WITHOUT THE PRIOR PERMISSION OF JERRY TURNER & ASSOCIATES IS EXPRESSLY PROHIBITED.

EXISTING TREES

1	22" Slash Pine	61	16" Slash Pine
2	10" Umbrella	62	20" Umbrella
3	12" Slash Pine	63	16" Umbrella
4	12" Slash Pine	64	22" Slash Pine
5	15" Umbrella	65	18" Slash Pine
6	12" Umbrella	66	12" Sabal Palm
7	30" Slash Pine	67	14" Sabal Palm
8	12" Slash Pine	68	24" Ficus
9	24" Slash Pine	69	24" Ficus
10	15" Umbrella	70	25" Ficus
11	12" Sabal Palm	71	40" Ficus
12	Oak & Ficus Head Perimeter	72	11" Sabal Palm
13	Oak & Ficus Head Perimeter	73	14" Sabal Palm
14	Oak & Ficus Head Perimeter	74	20" Pongam
15	Oak & Ficus Head Perimeter	75	30" Pongam
16	60" Banyan	76	4" Pongam
17	22" Slash Pine	77	Oak & Ficus Perimeter
18	96" Banyan	78	Oak & Ficus Perimeter
19	24" Slash Pine	79	36" Ficus
20	16" Sabal Palm	80	12" Umbrella
21	16" Sabal Palm	81	3" Mahoe
22	16" Sabal Palm	82	5" Mahoe
23	30" Ficus	83	4" Mahoe
24	36" Ficus	84	18" Sea Grape
25	12" Sabal Palm	85	24" Ficus
26	12" Coconut Palm	86	18" Ficus
27	10" Royal Poinciana	87	30" Ficus
28	18" Royal Palm	88	6" Tropical Almond
29	14" Royal Palm	89	10" Sea Grape
30	16" Slash Pine	90	24" Ficus
31	24" Umbrella	91	18" Ficus
32	12" Slash Pine	92	14" Sabal Palm & Strangler fig
33	16" Slash Pine	93	24" Ficus
34	10" Coconut Palm	94	Sabal Palm & Strangler Fig
35	18" Royal Palm	95	10" Sabal Palm
36	16" Royal Palm	96	14" Sabal Palm & Strangler Fig
37	14" Royal Palm	97	10" Sabal Palm
38	14" Royal Palm	98	10" Sabal Palm
39	16" Royal Palm	99	60" Banyan
40	18" Royal Palm	100	24" Ficus
41	12" Royal Palm	101	Stangleer Fig
42	18" Royal Palm	102	14" Sabal Palm
43	14" Royal Palm	103	8" Sabal Palm
44	14" Royal Palm	104	12" Royal Palm
45	12" Royal Palm	105	12" Royal Palm
46	14" Royal Palm	106	10" Royal Palm
47	16" Royal Palm	107	14" Royal Palm
48	14" Royal Palm	108	20" Royal Palm
49	14" Royal Palm	109	16" Royal Palm
50	14" Royal Palm	110	14" Sabal Palm & Strangler Fig
51	14" Royal Palm	111	14" Tropical Almond
52	14" Royal Palm	112	6" Ficus
53	14" Royal Palm	113	10" Tropical Almond
54	9" Slash Pine	114	4" Tropical Almond
55	14" Slash Pine	115	20" Slash Pine
56	7" Banyan	116	10" Sabal Palm
57	12" Sabal Palm	117	12" Sabal Palm
58	24" Umbrella	118	22" Slash Pine
59	15" Umbrella	119	12" Royal Poinciana
60	15" Umbrella	120	18" Coconut Palm

PLANT LIST

KEY	NAME	QTY	HT.	SP.	REMARKS
ON	Cocos nucifera 'Green Mayalan'	Coconut Palm	41	4' ct	1 relocated
CL	Chrysalidocarpus lutescens	Areca Palm	178	16'	Full to Ground
GL	Busera simaruba	Gumbo Limbo	25	12'	Native
MC	Myrica cerifera	Wax Myrtle	25	10'	Native, Full
NO	Nerium oleander	Oleander	38	6'	Pink, Tree Form
PE	Pythosperma elegans	Alexander Palm	117	12'	Native
RE	Roystonia elata	Royal Palm	39	10' gw	13 relocated
SM	Sweetenia mahagoni	Mahogany	75	12'	Relocated
SP	Sabal palmetto	Sabal Palm	63	10'-16' oa	Native, 12 relocated
TP	Tabebuia pallida	Pink Tab	11	12'	
ALP	Alpinia zerumbet 'Variegata'	Variegated Ginger	117	30"	30"
ANN	Annuals	Flowers	1244	10"	6"
BOU	Bougainvillea sp.	Bougainvillea vine	2	10'	5'
CHY	Chrysobalanus icaco 'Redtip'	Redtip Cocoplum	734	24"	18"
CON	Zamia floridana	Coontie	212	18"	24"
CRI	Crinum asiaticum	Crinum Lily	66	24"	24"
CRP	Crinum x amabile 'Purple Leaf'	Purple Leaf Crinum	6	24"	24"
CYC	Cycas revoluta	King Sago	158	18"	24"
EUP	Chamaerops humilis	European Fan Palm	2	4"	24"
FAK	Tripsacum dactyloides	Fakahatchee Grass	147	24"	18"
FIC	Ficus benjamina	Ficus Hedge	32	30"	18"
GAM	Gametopis chrysanthemoides	African Daisy	528	12"	10"
GIF	Ficus 'green island'	Green Island Ficus	1266	18"	18"
HYM	Hymenocallis latifolia	Keys Lily	567	12"	12"
IXO	Ixora 'Nora Grant'	Nora Grant	449	24"	18"
JAS	Jasminum volubile	Wax Jasmine	2202	18"	18"
LIV	Liriope muscarii 'variegata'	Variegated Liriope	593	12"	12"
PEN	Pentas lanceolata	Pentas	58	12"	12"
PIN	Tabernaemontana	Pinwheel Jasmine	23	24"	18"
POD	Podocarpus macrophyllus	Podocarpus	53	36"	24"
RAAP	Rhapis excelsa	Lady Palm	54	36"	30"
ROB	Phoenix roebelenii	Pigmy Date Palm	8	36"	30"
SN	Strelitzia nicotai	White Bird	7	6'	4'
THR	Thryallis glauca	Thryallis	299	24"	18"
TIP	Tibouchina 'Compacta'	Tibouchina bush	14	24"	18"
VAR	Schefflera arboricola 'Gold Capella'	Gold Capella	951	24"	18"
XAN	Philodendron 'xanadu'	Xanadu	193	18"	24"
ZAM	Zamia furfuracea	Cardboard	75	18"	24"
RSG	Relocated Seagrape	Seagrape Tree	2		Relocated from onsite
RTA	Relocated Tropical Almond	Tropical Almond	2		Relocated from onsite

LANDSCAPE DATA

INTERIOR LANDSCAPE DATA	
TOTAL SITE AREA (as per site plan)	764,795 SF
TOTAL PAVED AREA (as per site plan)	138,789 SF
TOTAL INTERIOR LANDSCAPE AREA REQUIRED	13,879 SF
TOTAL INTERIOR LANDSCAPE AREA PROVIDED	343,304 SF
TOTAL INTERIOR TREES REQUIRED (as per site plan)	112 TREES
TOTAL INTERIOR TREES PROVIDED	257 TREES
PERIMETER LANDSCAPE DATA	
548 LF PAVEMENT AREA ADJACENT TO ROW/OTHER PROPERTY	
TOTAL PERIMETER LANDSCAPE AREA REQUIRED	3700 SF
TOTAL PERIMETER LANDSCAPE AREA PROVIDED	3700 SF
1 TREE / 30 LF REQUIRED	
TOTAL TREES REQUIRED	25 TREES
TOTAL TREES PROVIDED	25 TREES
MIN. 30% OF REQUIRED PERIMETER & INTERIOR LANDSCAPE AREA TO BE PLANTED IN SHRUBS AND GROUNDCOVERS	
REQUIRED PERIMETER & INTERIOR LANDSCAPE AREA PLANTED AREA REQUIRED	17,579 SF
PLANTED AREA PROVIDED	5274 SF
25,995 SF	
NATIVE PLANT DATA	
50% OF ALL REQUIRED TREES TO BE NATIVE	
25% OF ALL OTHER PLANT MATERIAL TO BE NATIVE	
TOTAL REQUIRED TREES	137 TREES
TOTAL NATIVE TREES REQUIRED	69 TREES
TOTAL NATIVE TREES PROVIDED	188 TREES
TOTAL REQUIRED SHRUB AND GROUND COVER AREA	5274 SF
NATIVE AREA REQUIRED	1319 SF
NATIVE AREA PROVIDED	9078 SF

PLANTING NOTES:

All plant materials shall conform to the standards for Florida No. 1 or better as given in "Grades and Standards for Nursery Plants Part I, 1963 and Part II, State of Florida, Department of Agriculture, Tallahassee.

All sod shall be clean and reasonably free of weeds and pests or diseases.

All landscape areas not covered with trees, shrubs or ground covers shall be sodded with St. Augustine "Floratum" unless otherwise noted.

All landscape areas shall be mulched to provide a minimum of 3" Grade A Eucalyptus mulch.

Contractor is responsible for locating all underground utilities prior to installation of planting materials to avoid damage.

Contractor to furnish all materials, equipment, labor and plants as required to install the proposed planting as indicated on the landscape plans.

All trees are to be staked and/or guyed as indicated on the planting details.

All plant materials to be backfilled with a mixture of 1/3 approved Florida peat, 1/3 approved topsoil and 1/3 clean sand. To this mixture add 15 pounds of 6-6-6 fertilizer per cubic yard. Thoroughly mix all parts prior to placing in plant pits.

The Contractor shall lay out the locations of the plant beds and contact the Landscape Architect for approval before the installation of the plant material. The Landscape Architect may adjust the location of the plants before planting.

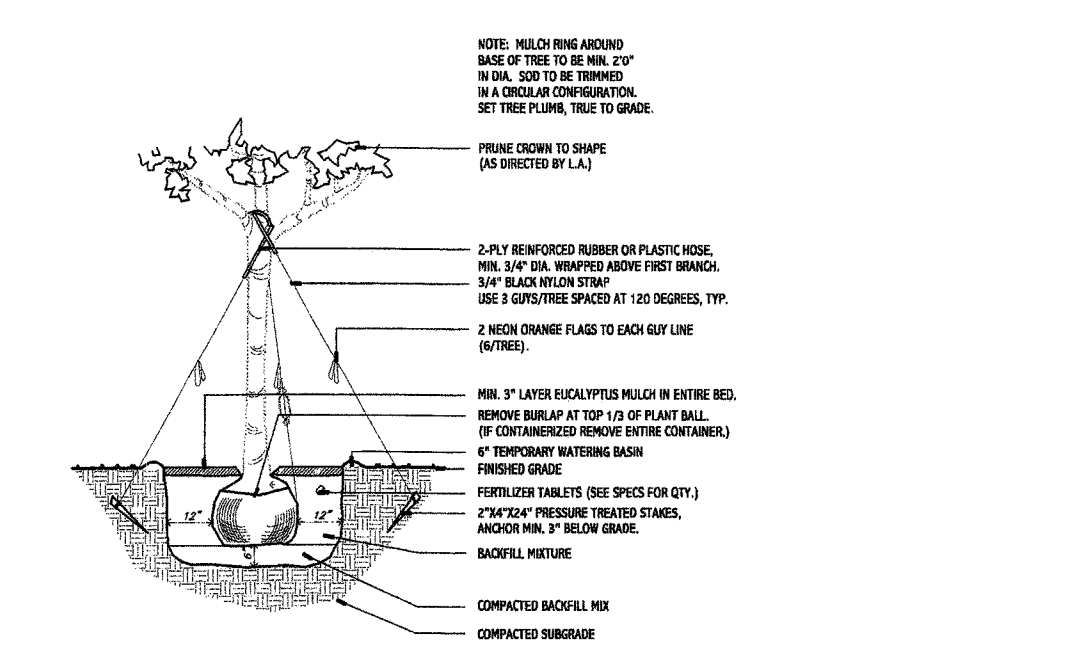
All quantities on the plans are intended as a guide and shall be verified by the Contractor with a comprehensive plant take-off. Should any discrepancies occur, the Landscape Architect is to be notified for clarification prior to bidding.

Any existing plant material to remain shall be protected during construction with a physical barrier to be approved by the Landscape Architect.

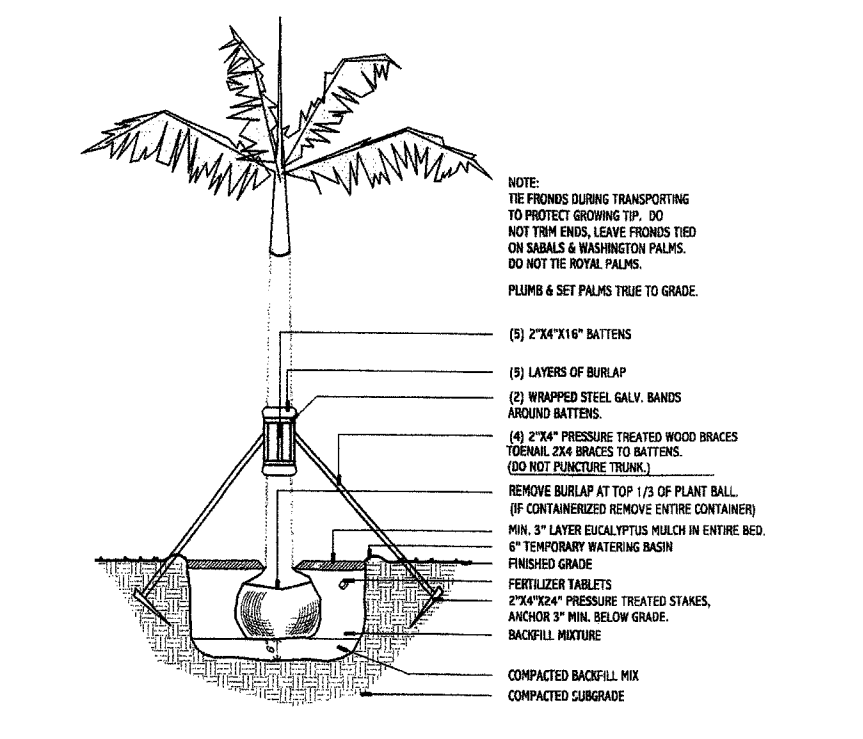
All landscape islands and other landscape areas that are adjacent to vehicular use areas are required to be curbed with concrete non-mountable curbing at least six inches in height.

The unpaved portion of the R.O.W. adjacent to the property line and to the edge of roadway shall be landscaped with sod and irrigated.

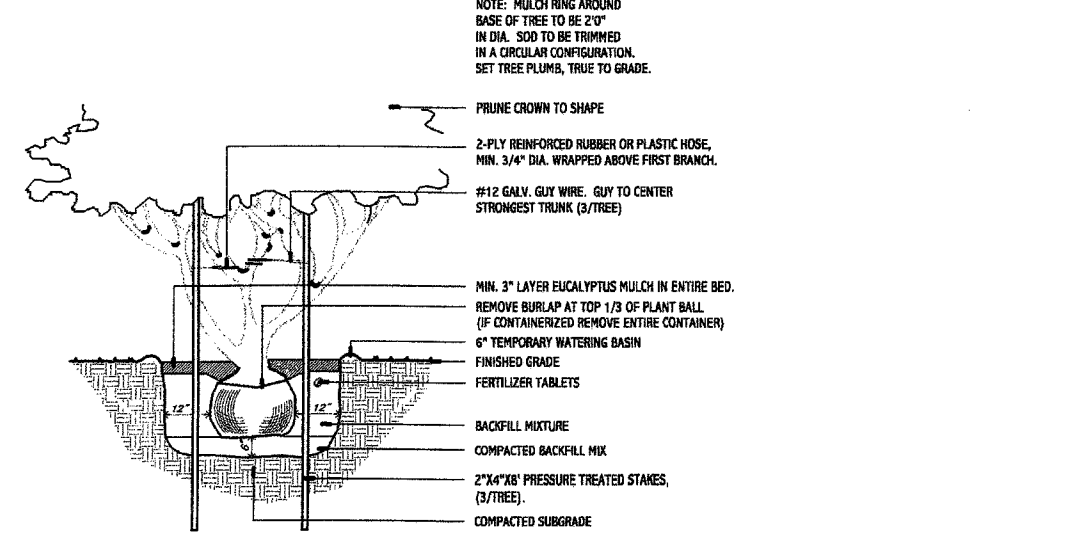
All landscape areas are to be irrigated to provide a minimum of 150% coverage, using Xeriscaping principles.



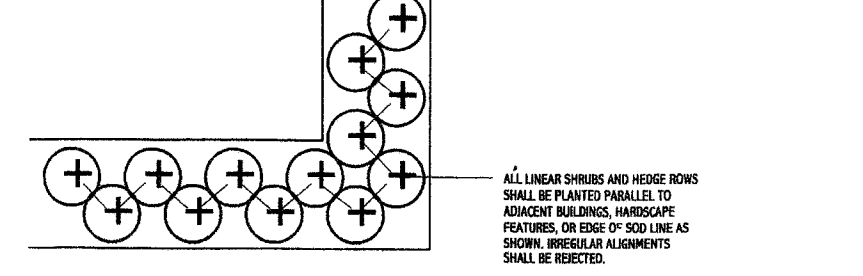
TREE PLANTING DETAIL No Scale



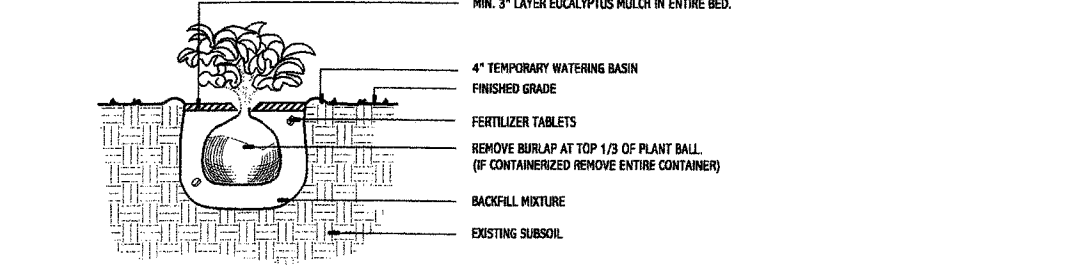
PALM PLANTING DETAIL No Scale



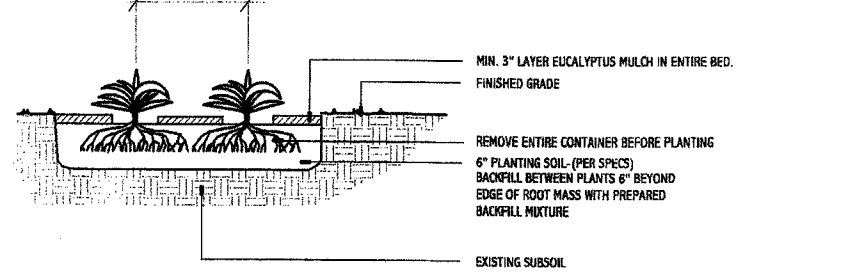
MULTITRUNK PLANTING DETAIL No Scale



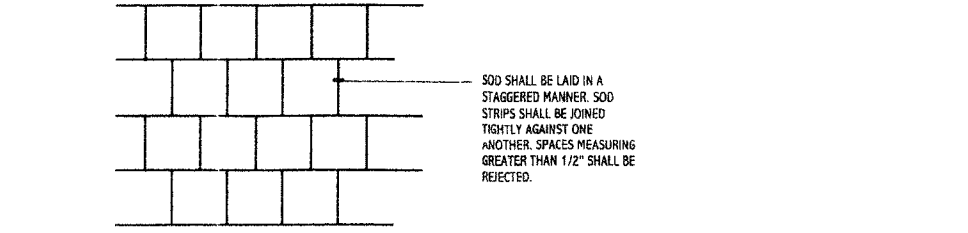
PLANTING SPACE DETAIL No Scale



SHRUB PLANTING DETAIL No Scale



GROUNDCOVER / ANNUALS PLANTING DETAIL No Scale



SOD PLANTING DETAIL No Scale

JTA
JERRY TURNER & ASSOCIATES

LANDSCAPE ARCHITECTURE
 LAND PLANNING
 ENVIRONMENTAL DESIGN

905 JONES FRANKLIN ROAD
 RALEIGH, NORTH CAROLINA 27606
 (919) 851-7150

277 S.E. 5th AVENUE
 DELRAY BEACH, FLORIDA 33483
 (561) 276-0453

PROJECT
THE ESTUARY

Delray Beach, FL
 REVISIONS
 12/11/98
 5/21/99
 10/5/2004 AS-BUILT
 2/4/05 update quantities, royals & coconuts

DRAWN	CHECKED
DTO	DTO
SCALE	DATE
nts	10/30/98
TITLE	

**PLANT LIST
 SITE DATA
 NOTES
 DETAILS**

FILE NO.	JOB NO.
newsite/L-3	5223
SEAL	SHEET NO.

[Signature] L-3
 OF 4